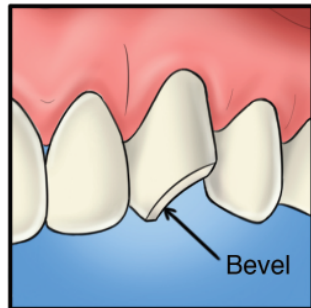


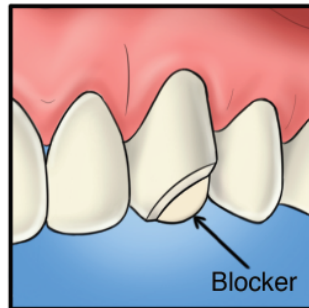
How to Use OMNICHROMA Blocker

OMNICHROMA

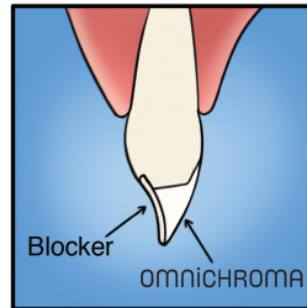
OMNICHROMA BLOCKER is used as a lingual layer for large Class III or Class IV restorations with limited surrounding dentition. After applying and curing OMNICHROMA BLOCKER, OMNICHROMA is applied as the second layer.



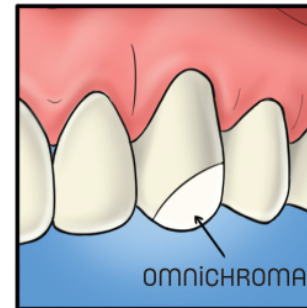
Preparation and apply bonding: Add chamfers or bevels to help eliminate margins and aid shade matching.



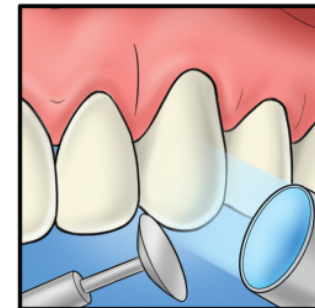
Apply BLOCKER as a lingual layer. Thickness of the lingual layer can vary, but 0.5mm is illustrated as a guide. Cure 20 secs.



Apply OMNICHROMA as a secondary layer.



Note that OMNICHROMA is opaque white before curing. It blends naturally after curing.



Light cure for 20 secs, finish, and polish